

3. From the 2-1/8 yds orange fabric, cut

- 3 (three) 3-7/8" x WOF strips. Subcut into
  - ▶ 30 (thirty) 3-7/8" x 3-7/8" squares.
- 11 (eleven) 3-1/2" x WOF strips.
  - ▶ From 3 strips, subcut into 60 (sixty) 2" x 3-1/2" rectangles.
  - ▶ Save the remaining strips for the border.
- 9 (nine) 2" x WOF strips. Set aside 6 strips. Subcut 3 strips into
  - ▶ 60 (sixty) 2" x 2" squares.

4. From the 1-7/8 yds yellow fabric, cut

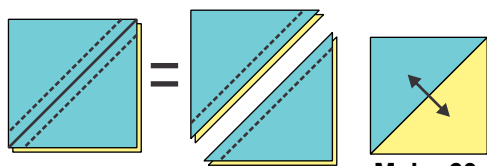
- 3 (three) 3-7/8" x WOF strips. Subcut into
  - ▶ 30 (thirty) 3-7/8" x 3-7/8" squares.
- 3 (three) 3-1/2" x WOF strips. Subcut into
  - ▶ 60 (sixty) 2" x 3-1/2" rectangles.
- 9 (nine) 2" x WOF strips. Set aside 6 strips. Subcut 3 strips into
  - ▶ 60 (sixty) 2" x 2" squares.
- 8 (eight) 2-1/2" x WOF strips for binding.

### Kings Cross Corner Units

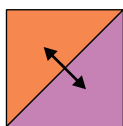
1. Draw a diagonal line on the wrong side of the 3-7/8" x 3-7/8" teal and orange squares.

2. With right sides together, pair a 3-7/8" x 3-7/8" teal and yellow square. Stitch 1/4" seam on each side of the drawn line. Cut apart on the drawn line. Open the seam and press. Make 60 teal/yellow half square triangles (HSTs). HSTs should measure 3-1/2" x 3-1/2"

Repeat with the 3-7/8" x 3-7/8" orange and purple squares. Make 60 orange/purple HSTs.



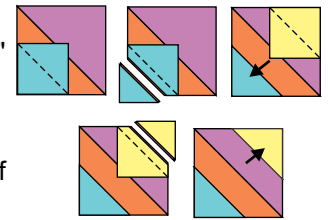
Make 60



Make 60


3. Draw a diagonal line on the 60 (sixty) 2" x 2" purple squares, 60 (sixty) 2" x 2" teal squares, 60 (sixty) 2" x 2" orange squares, and 60 (sixty) 2" x 2" yellow squares.

4. With right sides together, position a 2" x 2" teal square on the large orange triangle and a 2" x 2" yellow square on the large purple triangle of an orange/purple HST as shown. Stitch along the diagonal line. Trim the corners leaving 1/4" seam allowances. Press toward the corner triangles. Make 60 Kings Cross Corner **AA** units.



AA  
Make 60

5. With right sides together, position a 2" x 2" purple square on the large yellow triangle and a 2" x 2" orange square on the large teal triangle of a yellow/teal HST as shown. Stitch along the diagonal line. Trim the corners leaving 1/4" seam allowances. Press toward the corner triangles. Make 60 Kings Cross Corner **BB** units.

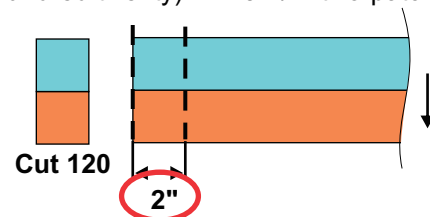


BB  
Make 60

### Primitive Heart Units

Use a scant 1/4" seam allowance.

1. With right sides together, sew a 2" x WOF orange and teal strip together. Press toward the orange strip. Repeat with the remaining 5 orange and 5 teal strips. From the strip sets, cut 120 (one hundred twenty) 2" x 3-1/2" two-patch units.



Repeat with the 2" x WOF purple and yellow strips. Repeat with the remaining 5 purple and 5 yellow strips. From the strip sets, cut 120 (one hundred twenty) 2" x 3-1/2" two-patch units.

