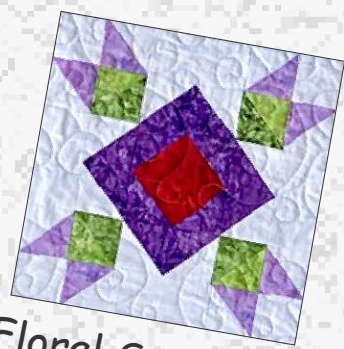



## **4** *New Projects plus 2 BOMs*



*To the Nines*



*Floral Surprise*



*It's a Spring Thing*



*Meander*



*Sun Dance*



*Flamingos*

## A Message from Nan

"January brings the snow, Makes our feet and fingers glow". Do you remember that Mother Goose rhyme? January is my least favorite month. It's cold, the skies are usually gray, and it seems to go on forever. There is a letdown after New Year's Day and all the previous holidays. Remember going back to school after the holidays? May seemed a long way away. Now, if your birthday is in January, that's a different story. Martin Luther King Day is celebrated in January. However, there are a lot of unusual holidays that are centered around being inside and staying warm. To name a few: Organize Your Home Day, Bean Day (make soup), Bubble Bath Day, House Plant Appreciation Day, and four different holidays celebrating hot coffee and warm alcoholic beverages. So take your pick. Two really surprised me – Women Rock Day and Answer Your Cat's Questions Day. Interesting, to say the least. Wonder what Scout would ask? Maybe I don't want to know.



*Nan Baker*



One redeeming factor about January is it's a great opportunity to stay inside and sew. And this month, our designers have created some fabulous projects for us which tend to make us think of spring and warmer weather. We will finish **Floral Surprise** and continue with **To the Nines** for a couple more months. There is also Daisy Day in January, and **It's a Spring Thing** will get us in the mood for the next season.

We can't stop there as there is Bird Day, and we can enjoy the **Flamingos** pattern and think of taking a walk on the sand where we can do the **Sun Dance** or just **Meander**.

After writing this, January isn't looking so bad now, with many interesting projects to make. Stay warm, and if you have leftover fabric from your projects, be sure and make Kennel Quilts for our furry friends to keep them warm.

Until next time,

*Nan*



**The Quilt Pattern Magazine** is an online magazine that is published 12 times a year. Subscribe at [www.QuiltPatternMagazine.com](http://www.QuiltPatternMagazine.com).

Postal address: **The Quilt Pattern Magazine, PO Box 182671, Arlington, TX 76096-2671, USA**

**FOUNDER, CEO:** Cindy Dean Mccoy  
**CO-FOUNDER, CONSULTING EDITOR:** Maria Hrabovsky  
**GRAMMAR EDITOR:** Cynthia Passaretti  
**GRAMMAR EDITOR:** Michele Duffy  
**TECHNICAL EDITOR:** RaeLyn Boothe

**TECHNICAL EDITOR:** Diane Christensen  
**PATTERN FORMATTER:** Sue Beevers  
**PATTERN FORMATTER:** Cheryl Quigley  
**PATTERN FORMATTER:** Helene Knott  
**MARKETING:** Nan Baker

Products advertised in this magazine are the sole responsibility of the advertisers. Consumer complaints should be addressed to the individual advertiser. Written notifications can be sent to **The Quilt Pattern Magazine** at the address above.

Reproduction of any part of this magazine in any way whatsoever is strictly prohibited.

You may make and sell up to 5 quilted items from any pattern in this magazine. For anything above that, or to exhibit a quilt from one of our magazine patterns, you must contact the designer for permission.

The instructions in this magazine are published in good faith and have been checked for accuracy; however, no warranty, either expressed or implied, is made nor are successful results guaranteed. We have no control of, nor are we responsible for, content outside of our website.


# Table of Contents

## Projects



### 6 *Meander*

by Shereece Nicole  
Have fun in a maze-like look that your eyes get lost in.



### 24 *To the Nines*

by Cynthia Passaretti  
This is a twist on the Jacob's Ladder.



### 12 *Floral Surprise*

by Bonny Peters  
We are ready to finish!



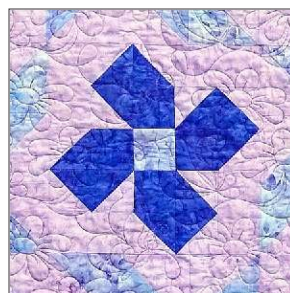
### 26 *Sun Dance*

by Donna Westerkamp  
This project will quickly become your new beauty when you use your own assorted fabrics to spark individuality.



### 22 *Flamingos*

by Connie Kauffman  
Practice your appliqué, and bask in the sunshine under your favorite palm tree.



### 30 *It's a Spring Thing*

by Kris Holderness  
Spring is in the air with fun fabrics.

### Our Commitment to Our Readers and to Quality

Here, at *The Quilt Pattern Magazine*, we are committed to bringing you top-quality patterns that you can depend upon. Our designers are required to have completed their original quilts and to have their patterns tested before submitting them to us. Our team of editors (who are all quilters, too!) then format the patterns (retaining national spellings) and send them out for testing again. Our testers follow the directions from beginning to end, making the entire top (not just a few blocks), including multiple sizes when necessary, to ensure that the materials list, directions, illustrations, and templates are all accurate.

# Table of Contents

## Features

### 19 & 37 Gallery

View completed **TQPM** projects made by our readers.



### 20 *The Barefoot Quilter* by Anna Branch

Stitched Together - To Buy or Not to Buy

### 38 *Sewing for Beginners*

By Anabel Wrigley

Reviewed by Cynthia Passaretti

### 39 *Staff*

Meet our staff.

**PDF**  
Templates

Patterns with this symbol have printable templates in this month's PDF Templates file.

### Definitions of skill levels:

- **A beginner** must have basic sewing knowledge (including how to use a rotary cutter and the ability to sew a proper seam allowance) and have made at least one quilt.
- **A beginner/intermediate** quilter has more than basic quilting skills and the beginning of intermediate skills.
- **An intermediate** quilter must have made several quilts in either pieced or appliqué styles.
- **An intermediate/advanced** quilter has more than intermediate quilting skills and the beginning of advanced skills.
- **An advanced** quilter will have made many complex quilts.



### Common Abbreviations:

- BA:** Baltimore Album
- BOM:** Block Of The Month
- COC:** Cream On Cream
- EPP:** English Paper Piecing
- FPA:** Freezer Paper Appliqué
- FQ:** Fat Quarter
- HST:** Half Square Triangle
- LOF:** Length Of Fabric
- NS:** No Steam
- OG:** On Grain
- OTB:** On The Bias
- PWF:** PreWashed Fabric
- QST:** Quarter Square Triangle
- RST:** Right Sides Together
- SST:** Side Setting Triangle
- UFO:** UnFinished Object
- WIP:** Works In Progress
- WOF:** Width Of Fabric  
(from selvage to selvage)
- WOW:** White On White

# Quilting Cruise!



## Quilted Duffel Bag Class and MUCH More!

July 15-22, 2023  
Caribbean Cruise



## Quilted Hanger Class and MUCH More!

Feb 20-March 5, 2024  
South American Cruise

Each Quilter will receive

- ★ A Baby Lock (Joy) Sewing Machine
- ★ Three full days of Quilting Classes by Instructor Carol Ann Ferrari-Rogers
- ★ A Project Kit

**Cost is \$375**

*Additional cost applies for the cruise accommodations.*



Baby Lock (Joy) Sewing Machine

Call Renee or Carlos Boozer soon to reserve your spot and for more details.

(754) 266-0736

[cboozer@cruiseplanners.com](mailto:cboozer@cruiseplanners.com)

[www.boozcruiser.net](http://www.boozcruiser.net)



**CRUISE PLANNERS®**

YOUR CRUISE & VACATION EXPERTS

