


4 *New Projects plus 3 BOMs*

- * *Gaze among the stars.*
- * *Look what you can do with a basket block.*
- * *Let's make castles in the sand.*
- * *Make a bamboo wall hanging.*



Star Gazer



Basket Block



Bamboo



Castles in the Sand

A Message from Nan

Did you know that March was the first month of the Roman calendar and was named after the Roman God Mars? I had no idea. The calendar was later changed to what we know today.

I loved March growing up. After the cold, bleak months of January and February, March was the promise of warmer weather. But there was another reason I loved March as well. Growing up on a daffodil farm, the first flowers of the season would begin to show, and soon the fields were the glorious color of yellow. It was absolutely beautiful, and the smell of daffodils is still my favorite.



Nan Baker

My grandmother would gather all the cousins on the weekends and after school, and we would start picking the flowers in bunches of 25 or 50, depending on the size. We would place them in huge tubs of water in the basement to keep them cool. Next, they would be put in huge boxes and shipped off to different cities. I loved going to the train station, watching them being sent to exciting-sounding cities.

These wonderful memories got me interested in traveling to the world beyond my hometown. This month's issue offers patterns that can take you to some interesting places. With **Bamboo**, imagine the bamboo forests in Asia and the adorable Pandas whose diet is 99% bamboo. Think of all the wonderful beaches around the world when you are making **Castles in the**

Sand. Can't you just see the little crabs scurrying around while you build your castles? **Star Gazer** will take you out of this world with all the beautiful constellations, and you may see some UFOs. However, there is no place like home after all that travel, so enjoy those **Winter Birds** in your own back yard.

Enjoy your March travels with your quilts. And if you end up with some UFOs, don't forget to use them to make Kennel Quilts for our furry friends.

Happy Spring,

A handwritten signature in black ink that reads "Nan".

The Quilt Pattern Magazine is an online magazine that is published 12 times a year.

Subscribe at www.QuiltPatternMagazine.com.

Postal address: **The Quilt Pattern Magazine, PO Box 182671, Arlington, TX 76096-2671, USA**

FOUNDER, CEO: Cindy Dean Mccoy

CO-FOUNDER, CONSULTING EDITOR: Maria Hrabovsky

GRAMMAR EDITOR: Cynthia Passaretti

GRAMMAR EDITOR: Michele Duffy

TECHNICAL EDITOR: Phyllis Harvell

TECHNICAL EDITOR: RaeLyn Boothe

PATTERN FORMATTER: Bonny Peters

PATTERN FORMATTER: Sue Beevers

PATTERN FORMATTER: Cheryl Quigley

PATTERN FORMATTER: Helene Knott

MARKETING: Nan Baker

Products advertised in this magazine are the sole responsibility of the advertisers. Consumer complaints should be addressed to the individual advertiser. Written notifications can be sent to **The Quilt Pattern Magazine** at the address above.


Reproduction of any part of this magazine in any way whatsoever is strictly prohibited.

You may make and sell up to 5 quilted items from any pattern in this magazine. For anything above that, or to exhibit a quilt from one of our magazine patterns, you must contact the designer for permission.

The instructions in this magazine are published in good faith and have been checked for accuracy; however, no warranty, either expressed or implied, is made nor are successful results guaranteed. We have no control of, nor are we responsible for, content outside of our website.

Table of Contents

Projects



6 Star Gazer
by RaeLyn Boothe
Have fun with this variation of the Old Maid's Puzzle Block.



32 Final Spin
by Nan Baker
Let's do the cutting for block 4.



18 Joker's Wild
by Bonny Peters
It is time to work on the sashing.



34 Winter Birds
by Connie Kauffman
Capture the beauty found at your bird feeder.



22 Castles in the Sand
by Cinzia White
How about a quick and easy runner for a gift that needs to be finished fast.



38 Bamboo
by Barbara Douglas
Creating wall art with fabric can be a soothing activity.


Our Commitment to Our Readers and to Quality

Here, at *The Quilt Pattern Magazine*, we are committed to bringing you top-quality patterns that you can depend upon. Our designers are required to have completed their original quilts and to have their patterns tested before submitting them to us. Our team of editors (who are all quilters, too!) then format the patterns (retaining national spellings) and send them out for testing again. Our testers follow the directions from beginning to end, making the entire top (not just a few blocks), including multiple sizes when necessary, to ensure that the materials list, directions, illustrations, and templates are all accurate.

Table of Contents

Features

14 *Basket Block* by Sue Beevers
 Sue describes how she developed her design for **Basket Block**, a new BOM with a fresh take on the classic basket block.



19, 27, & 37 *Gallery*
 View completed **TQPM** projects made by our readers.



20 *The Barefoot Quilter* by Anna Branch
 Stitched Together: A Case of Attempted Murder

28 *Color Confusion* by Jaci Lawson
 I have quilters asking me all the time for training or "rules" for choosing colors in their quilt projects.

43 *Staff*
 Meet our staff.

PDF
 Templates

Patterns with this symbol have printable templates in this month's PDF Templates file.


Definitions of skill levels:



- **A beginner** must have basic sewing knowledge (including how to use a rotary cutter and the ability to sew a proper seam allowance) and have made at least one quilt.
- **A beginner/intermediate** quilter has more than basic quilting skills and the beginning of intermediate skills.
- **An intermediate** quilter must have made several quilts in either pieced or appliqué styles.
- **An intermediate/advanced** quilter has more than intermediate quilting skills and the beginning of advanced skills.
- **An advanced** quilter will have made many complex quilts.

Common Abbreviations:

- BA:** Baltimore Album
- BOM:** Block Of The Month
- COC:** Cream On Cream
- EPP:** English Paper Piecing
- FPA:** Freezer Paper Appliqué
- FQ:** Fat Quarter
- HST:** Half Square Triangle
- LOF:** Length Of Fabric
- NS:** No Steam
- OG:** On Grain
- OTB:** On The Bias
- PWF:** PreWashed Fabric
- QST:** Quarter Square Triangle
- RST:** Right Sides Together
- SST:** Side Setting Triangle
- UFO:** UnFinished Object
- WIP:** Works In Progress
- WOF:** Width Of Fabric
 (from selvage to selvage)
- WOW:** White On White



**Snuggles
QUILTS**
Designs by
Deanne Eisenman

www.snugglesquilts.com

**Great quilt patterns and books for
quilters of all skill levels.**

Whether you are looking for seasonal, holiday or
everyday quilt patterns, you will find them at
shop.snugglesquilts.com!

BERNINA
made to create



**Cat Den
MOUNTAIN
QUILTS**

www.CatDenMountainQuilts.com
www.catdenmountainquilts.com/project-journal
www.facebook.com/CatDenMountainQuilts/
Bonny.Peters@CatDenMountainQuilts.com



Shawl Designs

BLOG: Shawl.com, SHOP: Shawl.net

ORDER BOOKS ON AMAZON: Kathy Seaman Shaw (AUTHOR)



PURRFECT SPOTS

Unique Quilts
and
Needlework

www.purrfectspots.com

Quilts for Sale

**THE Online Place to Buy and Sell Quilts
Made by Canadian and U.S. Quilters
Visit us at <http://www.quiltsforsale.ca>**