

## 4 New Projects plus 3 BOMs


- \* *It is time to party.*
- \* *You may see squares when stargazing.*
- \* *Tulips are now in bloom.*



Let's Party



Star Gazer Pillow



Star and Squares



Tulips in Bloom



## A Message from Bonny

April may well be my favorite month. Spring is on its way. It is time for the ground to thaw, and spring bulbs start the work of bursting through.

The April issue of **TQPM** is also bursting. First of all, we get the much-anticipated conclusion to Nan Baker's **Final Spin**. I know there are many looking forward to finishing this project. Also finishing this month is my **Joker's Wild**. This issue also brings the second installment of **Basket Block** from Sue Beevers. All of these are marvelous projects. I hope you are sharing pictures of your progress in each project's **Pattern Pastiche** group.



*Bonny Peters*



For those of you who loved RaeLyn Boothe's **Star Gazer** pattern in the March issue this issue brings the **Star Gazer Pillow**. This companion project will be quick to complete. For some scrappy fun, **Let's Party** from Cinzia White is just the ticket. The final pieced quilt in this month's issue is Nancy Noah's **Stars and Squares**. Mimic her patriotic color scheme or pick one of your own.

If appliqué is your thing, check out **Tulips in Bloom** from Denise Mohler. This flower-filled table runner might just be the project for you. The tulips will bring you the spirit of spring.

As always, **TQPM** provides many tested patterns for you. Each issue is full of beautiful designs, just as April is full of beautiful days. Please enjoy the beginning of spring.

*Bonny*

---

**The Quilt Pattern Magazine** is an online magazine that is published 12 times a year. Subscribe at [www.QuiltPatternMagazine.com](http://www.QuiltPatternMagazine.com).

Postal address: **The Quilt Pattern Magazine, PO Box 182671, Arlington, TX 76096-2671, USA**

**FOUNDER, CEO:** Cindy Dean Mccoy  
**CO-FOUNDER, CONSULTING EDITOR:** Maria Hrabovsky  
**GRAMMAR EDITOR:** Cynthia Passaretti  
**GRAMMAR EDITOR:** Michele Duffy  
**TECHNICAL EDITOR:** Phyllis Harvell  
**TECHNICAL EDITOR:** RaeLyn Boothe

**PATTERN FORMATTER:** Bonny Peters  
**PATTERN FORMATTER:** Sue Beevers  
**PATTERN FORMATTER:** Cheryl Quigley  
**PATTERN FORMATTER:** Helene Knott  
**MARKETING:** Nan Baker

Products advertised in this magazine are the sole responsibility of the advertisers. Consumer complaints should be addressed to the individual advertiser. Written notifications can be sent to **The Quilt Pattern Magazine** at the address above.

Reproduction of any part of this magazine in any way whatsoever is strictly prohibited.

You may make and sell up to 5 quilted items from any pattern in this magazine. For anything above that, or to exhibit a quilt from one of our magazine patterns, you must contact the designer for permission.


The instructions in this magazine are published in good faith and have been checked for accuracy; however, no warranty, either expressed or implied, is made nor are successful results guaranteed. We have no control of, nor are we responsible for, content outside of our website.

# Table of Contents

## Projects



**6 Let's Party**  
by Cinzia White  
This design provides a fun and whimsical design.



**28 Star and Squares**  
by Nancy Noah  
Turns the ordinary into the extraordinary!



**14 Star Gazer Pillow**  
by RaeLyn Boothe  
This is a companion project to the *Star Gazer* quilt in the previous issue.



**38 Final Spin**  
by Nan Baker  
We get to make block 4.



**22 Joker's Wild**  
by Bonny Peters  
It is time to finish this project.



**44 Tulips in Bloom**  
by Denise Mohler  
Show the beauty of the spring season with bright colors in a playful arrangement.

### Our Commitment to Our Readers and to Quality

Here, at *The Quilt Pattern Magazine*, we are committed to bringing you top-quality patterns that you can depend upon. Our designers are required to have completed their original quilts and to have their patterns tested before submitting them to us. Our team of editors (who are all quilters, too!) then format the patterns (retaining national spellings) and send them out for testing again. Our testers follow the directions from beginning to end, making the entire top (not just a few blocks), including multiple sizes when necessary, to ensure that the materials list, directions, illustrations, and templates are all accurate.



# Table of Contents

## Features


### 11 Gallery

View completed **TQPM** projects made by our readers.




### 12 *The Barefoot Quilter* by Anna Branch Stitched Together: A Murder Solved

### 19 *The Big Book of Little Quilts:* *51 Patterns, Small in Size, Big on Style* Compiled by That Patchwork Place Reviewed by Cynthia Passaretti



### 20 *Basket Block* by Sue Beevers Let's make our second block with baskets.

### 27 *Quilter's 10\"/>*



### 37 *Playful Precut Quilts* by Amanda Niederhauser Reviewed by Michele Duffy

### 49 *Staff* Meet our staff.

**PDF**  
Templates

Patterns with this symbol have printable templates in this month's PDF Templates file.

### Definitions of skill levels:



- **A beginner** must have basic sewing knowledge (including how to use a rotary cutter and the ability to sew a proper seam allowance) and have made at least one quilt.
- **A beginner/intermediate** quilter has more than basic quilting skills and the beginning of intermediate skills.
- **An intermediate** quilter must have made several quilts in either pieced or appliqué styles.
- **An intermediate/advanced** quilter has more than intermediate quilting skills and the beginning of advanced skills.
- **An advanced** quilter will have made many complex quilts.

### Common Abbreviations:

- BA:** Baltimore Album
- BOM:** Block Of The Month
- COC:** Cream On Cream
- EPP:** English Paper Piecing
- FPA:** Freezer Paper Appliqué
- FQ:** Fat Quarter
- HST:** Half Square Triangle
- LOF:** Length Of Fabric
- NS:** No Steam
- OG:** On Grain
- OTB:** On The Bias
- PWF:** PreWashed Fabric
- QST:** Quarter Square Triangle
- RST:** Right Sides Together
- SST:** Side Setting Triangle
- UFO:** UnFinished Object
- WIP:** Works In Progress
- WOF:** Width Of Fabric  
(from selvage to selvage)
- WOW:** White On White

# Quilts for Sale

THE Online Place to Buy and Sell Quilts  
Made by Canadian and U.S. Quilters  
Visit us at <http://www.quiltsforsale.ca>


# BERNINA

made to create



**Cat Den MOUNTAIN QUILTS**


[www.CatDenMountainQuilts.com](http://www.CatDenMountainQuilts.com)  
[www.catdenmountainquilts.com/project-journal](http://www.catdenmountainquilts.com/project-journal)  
[www.facebook.com/CatDenMountainQuilts/](https://www.facebook.com/CatDenMountainQuilts/)  
[Bonny.Peters@CatDenMountainQuilts.com](mailto:Bonny.Peters@CatDenMountainQuilts.com)



**Snuggles QUILTS**  
 Designs by Deanne Eisenman  
[www.snugglesquilts.com](http://www.snugglesquilts.com)

**Great quilt patterns and books for quilters of all skill levels.**

Whether you are looking for seasonal, holiday or everyday quilt patterns, you will find them at [shop.snugglesquilts.com](http://shop.snugglesquilts.com)!



**Shawkl Designs**

BLOG: [Shawkl.com](http://Shawkl.com), SHOP: [Shawkl.net](http://Shawkl.net)

ORDER BOOKS ON AMAZON: [Kathy Seaman Shaw \(AUTHOR\)](#)



**PURRFECT SPOTS**

Unique Quilts and Needlework

[www.purrfectspots.com](http://www.purrfectspots.com)



**AURIfil**™