

## 4 New Projects plus 3 Mysteries


- \* *The kitty can play in the kitty litter but not the aquarium.*
- \* *You can make friendship flowers and star ornaments.*



Kitty Litter



The Aquarium



Friendship Flowers



Cathedral Window Star Ornament

## A Message from Barbara

Whether you go on a vacation, or take a staycation at home, July is a month to kick back, relax, and have fun. You'll have plenty of fun with this issue; it's chock full of patterns of all sizes and levels of difficulty.



We have three mysteries. This month we start Amy Stirrup's **701 Mystery**; Amy's patterns are all so unique that I'll bet you won't "solve" her mystery before the end.



*Barbara Chojnacki*

We also continue with **Buzz Saw** and **Rustic Queen**. If you've been following along with either or both of these mysteries, you already have all your materials and supplies; all you need to do is, just pack them up and take them along with you, wherever you may go.

Hanging out with pets is fun, and we have a special treat for cat lovers. Make it scrappy or not; Nan Baker's **Kitty Litter** is simply adorable with lots of little kitten faces peering out at you.

If a rainy day is threatening your vacation plans, stay indoors and get a jump start on Christmas with Jane Lay's **Cathedral Window Stars**. You likely have plenty of suitable scraps in your stash; make a whole sky full of stars for your Christmas tree or to give to friends.

Happy Quilting,

*Barbara*

---

**The Quilt Pattern Magazine** is an online magazine that is published 12 times a year.

Subscribe at [www.QuiltPatternMagazine.com](http://www.QuiltPatternMagazine.com).

Postal address: **The Quilt Pattern Magazine, PO Box 182671, Arlington, TX 76096-2671, USA**

**FOUNDER, CEO:** Cindy Dean McCoy

**CO-FOUNDER, CONSULTING EDITOR:** Maria Hrabovsky

**GRAMMAR EDITOR:** Cynthia Passaretti

**GRAMMAR EDITOR:** Michele Duffy

**TECHNICAL EDITOR:** Phyllis Harvell

**TECHNICAL EDITOR:** RaeLyn Boothe

**PATTERN FORMATTER:** Bonny Peters

**PATTERN FORMATTER:** Kari Lippert

**PATTERN FORMATTER:** Sue Beevers

**MARKETING:** Nan Baker

Products advertised in this magazine are the sole responsibility of the advertisers. Consumer complaints should be addressed to the individual advertiser. Written notifications can be sent to **The Quilt Pattern Magazine** at the address above.

Reproduction of any part of this magazine in any way whatsoever is strictly prohibited.

You may make and sell up to 5 quilted items from any pattern in this magazine. For anything above that, or to exhibit a quilt from one of our magazine patterns, you must contact the designer for permission.

The instructions in this magazine are published in good faith and have been checked for accuracy; however, no warranty, either expressed or implied, is made nor are successful results guaranteed. We have no control of, nor are we responsible for, content outside of our website.

# Table of Contents

## Projects




**6** *The Aquarium*  
by Kari Lippert  
This pattern will make you a "Miter Master" painlessly.




**24** *Kitty Litter*  
by Nan Baker  
Each block is an adorable kitty face which is fast and fun to piece.




**16** *Cathedral Window Star Ornament*  
by Jane Lay  
This project provides a fast, fun project to get us started in preparing for the holidays.



**30** *Friendship Flowers*  
by RaeLyn Boothe  
Celebrate friendship - make your friend a quilt!



**20** *Buzz Saw*  
by Nancy Noah  
Are these teeth of the saw?




**38** *Rustic Queen*  
by RaeLyn Boothe  
Ah! Flying Geese are easy.

### Our Commitment to Our Readers and to Quality

Here, at *The Quilt Pattern Magazine*, we are committed to bringing you top-quality patterns that you can depend upon. Our designers are required to have completed their original quilts and to have their patterns tested before submitting them to us. Our team of editors (who are all quilters, too!) then format the patterns (retaining national spellings) and send them out for testing again. Our testers follow the directions from beginning to end, making the entire top (not just a few blocks), including multiple sizes when necessary, to ensure that the materials list, directions, illustrations, and templates are all accurate.

# Table of Contents

## Features




**14** *701 Mystery* by Amy Stirrup  
This pattern will have you guessing until the very end.



**18** *The Barefoot Quilter* by Anna Branch  
Stitched Together: Friendship



**22** *Sisterhood of Scraps*  
*12 Brilliant Quilts from 7 Fantastic Designers*  
by Lissa Alexander  
Review by Barbara Chojnacki

**23 & 36** *Gallery*  
View completed *TQPM* projects made by our readers.



**37** *Quick and Easy Triangle Block Tool*  
by Sheila Christensen  
Review by Kari Lippert

**41** *Staff*  
Meet our staff.



**PDF**  
Templates

Patterns with this symbol have printable templates in this month's PDF Templates file.

### Definitions of skill levels:

- **A beginner** must have basic sewing knowledge (including how to use a rotary cutter and the ability to sew a proper seam allowance) and have made at least one quilt.
- **A beginner/intermediate** quilter has more than basic quilting skills and the beginning of intermediate skills.
- **An intermediate** quilter must have made several quilts in either pieced or appliqué styles.
- **An intermediate/advanced** quilter has more than intermediate quilting skills and the beginning of advanced skills.
- **An advanced** quilter will have made many complex quilts.




### Common Abbreviations:

- BA:** Baltimore Album
- BOM:** Block Of The Month
- COC:** Cream On Cream
- EPP:** English Paper Piecing
- FPA:** Freezer Paper Appliqué
- FQ:** Fat Quarter
- HST:** Half Square Triangle
- LOF:** Length Of Fabric
- NS:** No Steam
- OG:** On Grain
- OTB:** On The Bias
- PWF:** PreWashed Fabric
- QST:** Quarter Square Triangle
- RST:** Right Sides Together
- SST:** Side Setting Triangle
- UFO:** UnFinished Object
- WIP:** Works In Progress
- WOF:** Width Of Fabric  
(from selvage to selvage)
- WOW:** White On White

Love piecing, but the thought of quilting leaves you flat? Get that pile of unfinished tops completed by sending them to **Quilted Lovelies**. Prices start at \$75. Binding services also available.

[quiltedlovelies.com](http://quiltedlovelies.com)



**Cat Den MOUNTAIN QUILTS**

[www.CatDenMountainQuilts.com](http://www.CatDenMountainQuilts.com)  
[www.catdenmountainquilts.com/project-journal](http://www.catdenmountainquilts.com/project-journal)  
[www.facebook.com/CatDenMountainQuilts/](https://www.facebook.com/CatDenMountainQuilts/)  
[Bonny.Peters@CatDenMountainQuilts.com](mailto:Bonny.Peters@CatDenMountainQuilts.com)

**PURRFECT SPOTS**

Unique Quilts and Needlework

[www.purrfectspots.com](http://www.purrfectspots.com)

*Six Gables Designs*  
*because quilting should be fun*

- \* Unique patterns and tools
- \* Guild programs and workshops

[www.sixgablesdesigns.com](http://www.sixgablesdesigns.com)

**BERNINA**  
*made to create*