


3 *New Projects*
plus
3 BOMs
1 Mystery


- * *Catch a falling star.*
- * *Find the crystal facets.*
- * *Go crazy with pastels.*




Mosaic



Crystal Facets



Pastel Crazy



Catch a Falling Star

A Message from Barbara

Here in New England, February is a cold month often with plenty of snow. It has been winter long enough for cabin fever to set in, and quilting is the perfect antidote.



I'm really excited about this issue of *The Quilt Pattern Magazine*. It's chock full of a variety of patterns for every type of quilter. If you have been following our mysteries and BOMs, we have two patterns continuing this month, Cindy Mccoy's *Kaleidoscope Flake* for English Paper Piecing fans and Nancy Noah's *Harlequin*. Bonny Peter's *Floral Spin Mystery* unfolds as a teaser for spring.



Barbara Chojnacki

This is a good month to try something new. If you've never made a crazy quilt, Kathy Shaw's *Pastel Crazy* is a small doable project. Barbara Gavlick Hartnett has created another elegant design that only looks challenging. In reality, it is created from two very simple blocks. If Foundation Paper Piecing is your thing, we have two patterns this month.

Anna Branch continues her story in *The Barefoot Quilter*, and we review two very different quilt books you will want for your library. With "sew much" quilting fun, February just may become your favorite month.

Happy Quilting,

Barbara



The Quilt Pattern Magazine is an online magazine that is published 12 times a year.

Subscribe at www.QuiltPatternMagazine.com.

Postal address: **The Quilt Pattern Magazine, PO Box 182671, Arlington, TX 76096-2671, USA**

FOUNDER, CEO: Cindy Dean Mccoy

CO-FOUNDER, CONSULTING EDITOR: Maria Hrabovsky

EDITOR IN CHIEF: Barbara Chojnacki

EDITOR: Roxana Whitner

TECHNICAL EDITOR: Phyllis Harvell

TECHNICAL EDITOR: RaeLyn Boothe

PATTERN FORMATTER: Bonny Peters

PATTERN FORMATTER: Kari Lippert

PATTERN FORMATTER: Sue Beevers

MARKETING: Nan Baker

Products advertised in this magazine are the sole responsibility of the advertisers. Consumer complaints should be addressed to the individual advertiser. Written notifications can be sent to *The Quilt Pattern Magazine* at the address above.

Reproduction of any part of this magazine in any way whatsoever is strictly prohibited.

You may make and sell up to 5 quilted items from any pattern in this magazine. For anything above that, or to exhibit a quilt from one of our magazine patterns, you must contact the designer for permission.

The instructions in this magazine are published in good faith and have been checked for accuracy; however, no warranty, either expressed or implied, is made nor are successful results guaranteed. We have no control of, nor are we responsible for, content outside of our website.

Table of Contents


Projects




6 Crystal Facets
by Barbara Douglas
This use of varying values from the same color family produces an almost three-dimensional appearance.




22 Catch a Falling Star
by Cinzia White and Joy Cook
Make a stunning star based on the hexagon.



11 Kaleidoscope Flake
by Cindy McCoy
Simply add squares and a triangle.



32 Harlequin
by Nancy Noah
Add uneven 9-Patch cornerstones this month.



18 Pastel Crazy
by Kathy Seaman Shaw
Have you ever wanted to make a "crazy quilt"?




36 Mosaic
by Barbara Gavlick Hartnett
This fabulous design uses the King's Cross Corner and Primitive Heart units.

Our Commitment to Our Readers and to Quality

Here, at *The Quilt Pattern Magazine*, we are committed to bringing you top-quality patterns that you can depend upon. Our designers are required to have completed their original quilts and to have their patterns tested before submitting them to us. Our team of editors (who are all quilters, too!) then format the patterns (retaining national spellings) and send them out for testing again. Our testers follow the directions from beginning to end, making the entire top (not just a few blocks), including multiple sizes when necessary, to ensure that the materials list, directions, illustrations, and templates are all accurate.


Table of Contents

Features



12 *Floral Spin Mystery* by Bonny Peters
Conclude your project by solving the mystery.

17 *Visual Guide to Creative Straight-Line Quilting: Professional Quilting Results on Any Machine* by Natalia Whiting Bonner
Reviewed by Bonny Peters



21 *Quilts of Love and Valor: Reproduction Quilts and an Authentic Civil War Love Story* by Becky A. Wright
Reviewed by Barbara Chojnacki

29 *Gallery*
View completed **TQPM** projects made by our readers.



30 *The Barefoot Quilter* by Anna Branch
Stitched Together: Trina's Dilemma

43 *Staff*
Meet our staff.

PDF
Templates

Patterns with this symbol have printable templates in this month's PDF Templates file.

Definitions of skill levels:

- **A beginner** must have basic sewing knowledge (including how to use a rotary cutter and the ability to sew a proper seam allowance) and have made at least one quilt.
- **A beginner/intermediate** quilter has more than basic quilting skills and the beginning of intermediate skills.
- **An intermediate** quilter must have made several quilts in either pieced or appliqué styles.
- **An intermediate/advanced** quilter has more than intermediate quilting skills and the beginning of advanced skills.
- **An advanced** quilter will have made many complex quilts.



Common Abbreviations:

- BA:** Baltimore Album
- BOM:** Block Of The Month
- COC:** Cream On Cream
- EPP:** English Paper Piecing
- FPA:** Freezer Paper Appliqué
- FQ:** Fat Quarter
- HST:** Half Square Triangle
- LOF:** Length Of Fabric
- NS:** No Steam
- OG:** On Grain
- OTB:** On The Bias
- PWF:** PreWashed Fabric
- QST:** Quarter Square Triangle
- RST:** Right Sides Together
- SST:** Side Setting Triangle
- UFO:** UnFinished Object
- WIP:** Works In Progress
- WOF:** Width Of Fabric (from selvage to selvage)
- WOW:** White On White



**Cat Den
MOUNTAIN
QUILTS**

www.CatDenMountainQuilts.com
www.catdenmountainquilts.com/project-journal
www.facebook.com/CatDenMountainQuilts/
Bonny.Peters@CatDenMountainQuilts.com

Six Gables Designs
because quilting should be fun

- * Unique patterns and tools
- * Guild programs and workshops



www.sixgablesdesigns.com

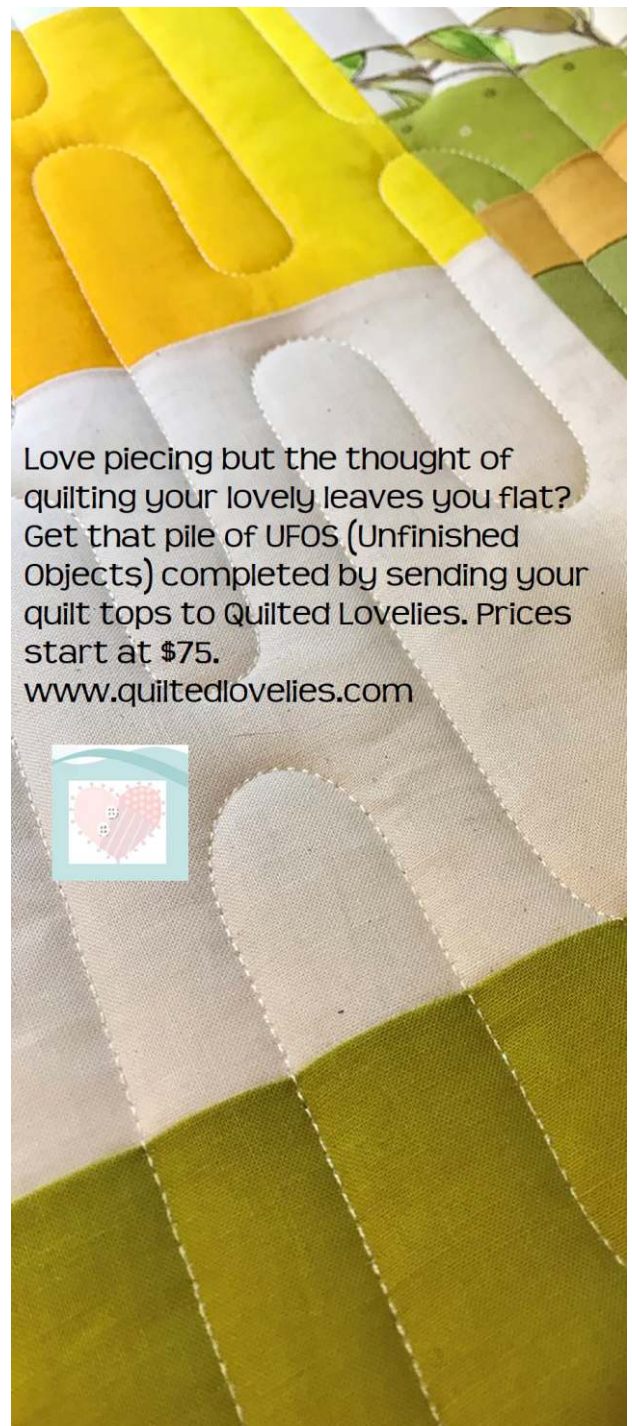


Seamless Piecing

- ★ NO tiny pieces to cut
- ★ NO pesky little seams
- ★ NO frustration

Home of the Table Runner Marathon

www.seamlesspiecing.com
RB.seamlesspiecing@gmail.com



Love piecing but the thought of quilting your lovely leaves you flat? Get that pile of UFOs (Unfinished Objects) completed by sending your quilt tops to Quilted Lovelies. Prices start at \$75.
www.quiltedlovelies.com

