


# The Quilt Pattern Magazine

December 2019

background quilt made by Maria Hrabovsky

**4** *New Projects*  
*plus*  
*2 BOMs*  
*1 Mystery*

- \* *Be safe on the rough sea.*
- \* *Cuddle with a red fox.*
- \* *Go on a wild spin ride.*



Wild Spin



Star Cross



Rough Sea




Red Fox

## A Message from Cindy

My mom-in-law has moved to a wonderful assisted living community. Hubby and I were left in charge of her house and its contents. You should know that my mom-in-law was a quilter who loved to hoard fabric. I mean *really* hoard fabric.

While going through the house, we found boxes and piles of fabric everywhere. They were in every room, nook and cranny, and closet. I swear the fabric was breeding like Tribbles.



We left the sewing room and its closed door for last. We were aghast when we finally opened the door. OMG! There was an 18" path from the door to the sewing machine in the opposite corner of the room. The 4' walls of the path consisted of fabric. Then along the room walls, the fabric went to the ceiling! Can you imagine this much fabric?

We created a long cardboard slide over the stairs. I picked a pile of fabric and started taking bags to the stairs to slide them down. *WHOOSH!* At the bottom of the stairs, the front door stopped the bag of fabric. *THUMP!* Hubby then collected the bags and placed them in the living room. So, for several hours, we heard "*WHOOSH! THUMP! WHOOSH! THUMP! . . .*"

I knew a piece of furniture was under one pile of fabric but did not know what it was. We uncovered a small letter desk. What a treasure we found! It had old pictures and jewelry. One piece was a gold locket with a picture of hubby's great-grandmother holding a little child, his grandmother.

It will take several more visits to the house before we have all the fabric downstairs. Maybe we will find many more treasures!

Cindy



Cindy Mccoy

**The Quilt Pattern Magazine** is an online magazine that is published 12 times a year. Subscribe at [www.QuiltPatternMagazine.com](http://www.QuiltPatternMagazine.com).

Postal address: **The Quilt Pattern Magazine, PO Box 182671, Arlington, TX 76096-2671, USA**

**FOUNDER, CEO:** Cindy Dean Mccoy  
**CO-FOUNDER, CONSULTING EDITOR:** Maria Hrabovsky  
**EDITOR IN CHIEF:** Barbara Chojnacki  
**EDITOR:** Roxana Whitner  
**TECHNICAL EDITOR:** Phyllis Harvell

**TECHNICAL EDITOR:** RaeLyn Boothe  
**PATTERN FORMATTER:** Bonny Peters  
**PATTERN FORMATTER:** Kari Lippert  
**PATTERN FORMATTER:** Sue Beevers  
**MARKETING:** Nan Baker

Products advertised in this magazine are the sole responsibility of the advertisers. Consumer complaints should be addressed to the individual advertiser. Written notifications can be sent to **The Quilt Pattern Magazine** at the address above.

Reproduction of any part of this magazine in any way whatsoever is strictly prohibited.

You may make and sell up to 5 quilted items from any pattern in this magazine. For anything above that, or to exhibit a quilt from one of our magazine patterns, you must contact the designer for permission.


The instructions in this magazine are published in good faith and have been checked for accuracy; however, no warranty, either expressed or implied, is made nor are successful results guaranteed. We have no control of, nor are we responsible for, content outside of our website.

# Table of Contents

## Projects




**6 Star Cross**  
by Denise Mohler  
Eight-pointed star blocks form a cross in this elegant expression of the season.



**42 Wild Spin**  
by Nan Baker  
With so much motion going on in this quilt, there couldn't be a more perfect name



**16 Rough Sea**  
by Bonny Peters  
This turbulent look comes from changing the size used for the Storm at Sea blocks.



**50 Kaleidoscope Flake**  
by Cindy Mccoy  
We make an octagon with round three.



**36 Harlequin**  
by Nancy Noah  
Add a stunning chevron border in round two.



**52 Woods in the Winter Ornament - Red Fox**  
by Barbara Chojnacki  
Paired with last month's ornament, it will seem as though the woodland creatures have come indoors.


### Our Commitment to Our Readers and to Quality

Here, at *The Quilt Pattern Magazine*, we are committed to bringing you top-quality patterns that you can depend upon. Our designers are required to have completed their original quilts and to have their patterns tested before submitting them to us. Our team of editors (who are all quilters, too!) then format the patterns (retaining national spellings) and send them out for testing again. Our testers follow the directions from beginning to end, making the entire top (not just a few blocks), including multiple sizes when necessary, to ensure that the materials list, directions, illustrations, and templates are all accurate.


# Table of Contents

## Features

**14** *Floral Spin Mystery* by Bonny Peters  
This month we make flying geese.




**34** *The Barefoot Quilter* by Anna Branch  
Stitched Together - A Dream Come True



**49** *Doodle Quilting Mania: 250+ New Free-Motion Designs for Blocks, Borders, Sashing & More*  
by Cheryl Malkowski  
Review by Bonny Peters

**51** *Organic Free-Motion Quilting Idea Book*  
by Amanda Murphy  
Reviewed by Barbara Chojnacki



**54** *Gallery*  
View completed **TQPM** projects made by our readers.

**55** *Staff*  
Meet our staff.

**PDF**  
Templates

Patterns with this symbol have printable templates in this month's PDF Templates file.

### Definitions of skill levels:



- **A beginner** must have basic sewing knowledge (including how to use a rotary cutter and the ability to sew a proper seam allowance) and have made at least one quilt.
- **A beginner/intermediate** quilter has more than basic quilting skills and the beginning of intermediate skills.
- **An intermediate** quilter must have made several quilts in either pieced or appliqué styles.
- **An intermediate/advanced** quilter has more than intermediate quilting skills and the beginning of advanced skills.
- **An advanced** quilter will have made many complex quilts.

### Common Abbreviations:

- BA:** Baltimore Album
- BOM:** Block Of The Month
- COC:** Cream On Cream
- EPP:** English Paper Piecing
- FPA:** Freezer Paper Appliqué
- FQ:** Fat Quarter
- HST:** Half Square Triangle
- LOF:** Length Of Fabric
- NS:** No Steam
- OG:** On Grain
- OTB:** On The Bias
- PWF:** PreWashed Fabric
- QST:** Quarter Square Triangle
- RST:** Right Sides Together
- SST:** Side Setting Triangle
- UFO:** Unfinished Object
- WIP:** Works In Progress
- WOF:** Width Of Fabric  
(from selvage to selvage)
- WOW:** White On White

# Quilts for Sale

THE Online Place to Buy and Sell Quilts  
Made by Canadian and U.S. Quilters  
Visit us at <http://www.quiltsforsale.ca>



**Cat Den  
MOUNTAIN  
QUILTS**

[www.CatDenMountainQuilts.com](http://www.CatDenMountainQuilts.com)  
[www.catdenmountainquilts.com/project-journal](http://www.catdenmountainquilts.com/project-journal)  
[www.facebook.com/CatDenMountainQuilts/](https://www.facebook.com/CatDenMountainQuilts/)  
[Bonny.Peters@CatDenMountainQuilts.com](mailto:Bonny.Peters@CatDenMountainQuilts.com)



**PURRFECT SPOTS**

Unique Quilts  
and  
Needlework

[www.purrfectspots.com](http://www.purrfectspots.com)

# BERNINA

*made to create*


## Six Gables Designs

*because quilting should be fun*

- \* Unique patterns and tools
- \* Guild programs and workshops



[www.sixgablesdesigns.com](http://www.sixgablesdesigns.com)



## Seamless Piecing

- ★ NO tiny pieces to cut
- ★ NO pesky little seams
- ★ NO frustration

Home of the Table Runner Marathon.

[www.seamlesspiecing.com](http://www.seamlesspiecing.com)  
[RB.seamlesspiecing@gmail.com](mailto:RB.seamlesspiecing@gmail.com)